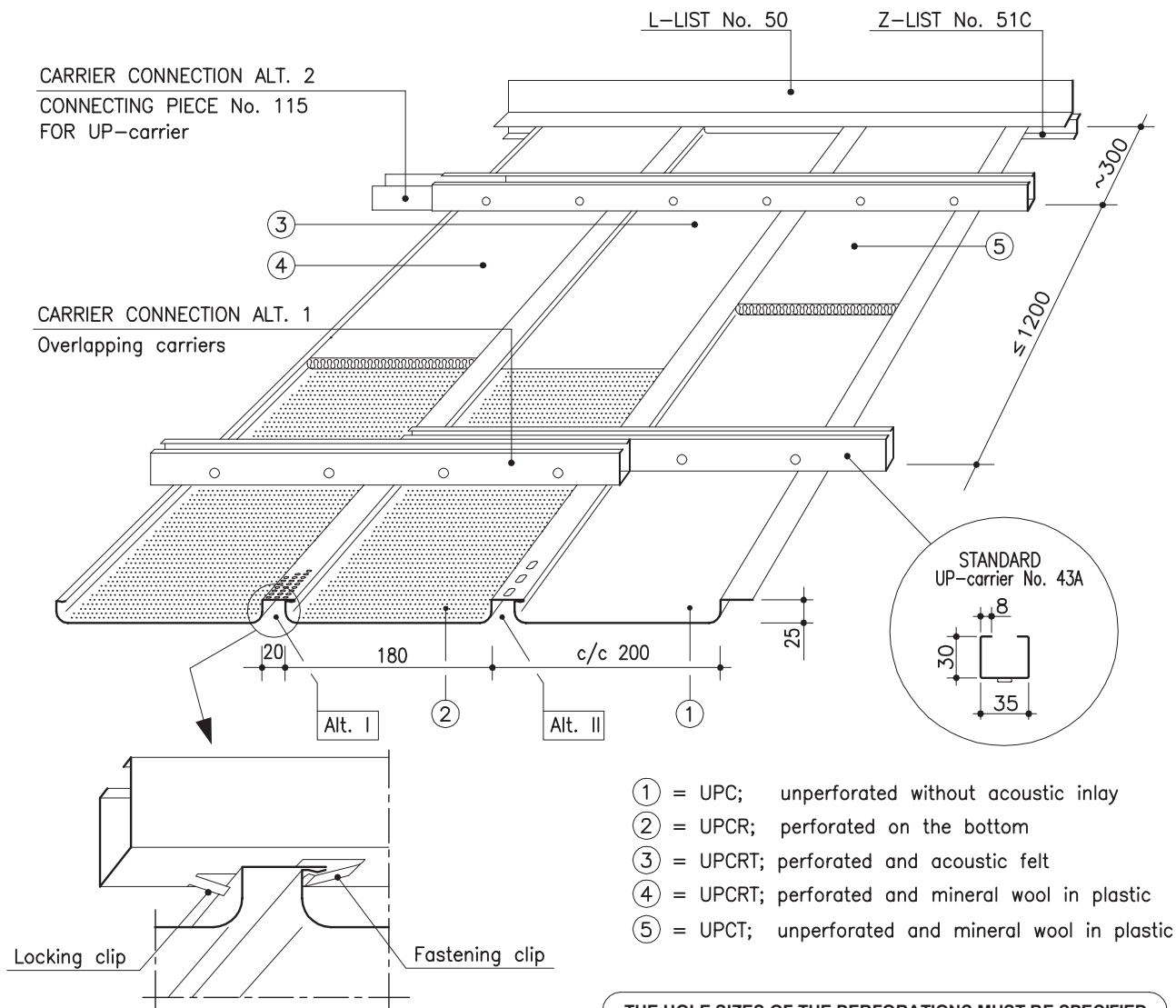


MARINE PANEL LAUTEX UPC-200



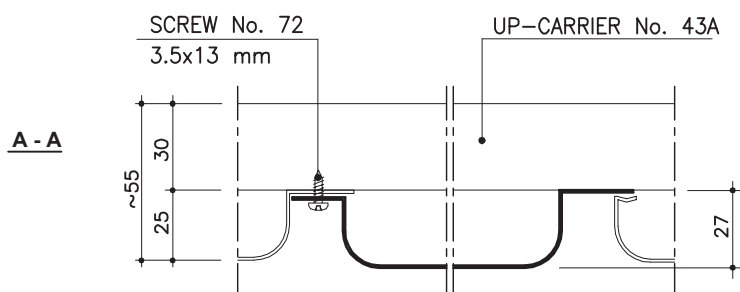
UPC-200 PANELS / CLASSIFICATION "C"

Material	0.7 Al
Width	200 mm
Height	25 mm
Length	max 4000 mm
Perforation	ø 2.0/15 % or ø 3.5/25 % other alternatives see group 6 "Perforations"
Inlay	mineral wool in plastic or acoustic felt
Finish	stove enamelled (or anodized) according to any well-known colour chart
Ventilation	alt I ø 3.5 mm, c/c 6.25 mm = 46 cm ² /m alt II ø 5x7 mm, c/c 13 mm = 23 cm ² /m Other alternatives see group 6 "Lautex ventilation perforations"
Protective film	the surface is provided with a protective film if required
Service hatch	see overleaf
Loudspeaker panel	see overleaf
Downlight unit	see overleaf
Connecting splice	No. 181Y, see page 28
Suspension	see "Suspension systems for panels" page 27
Edge lists	see group 6 "Lautex lists" and page 28 "Lautex marine panels typical details"
Other solutions	please contact our technical information department

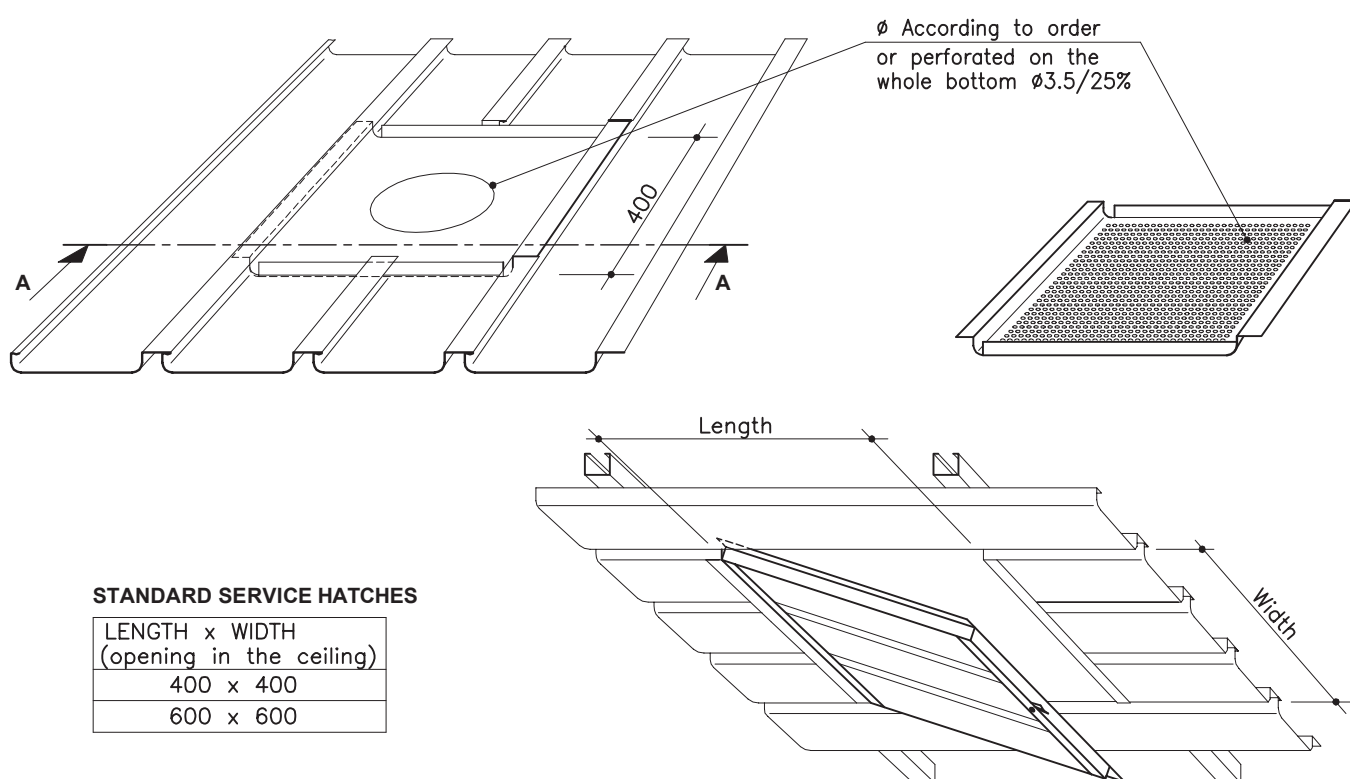
Latest information: www.lautex.com

All products are subject to modifications without prior notice

MARINE PANEL LAUTEX UPC-200 INSTALLATION ACCESSORIES



LOUDSPEAKER OR DOWNLIGHT PANEL



STANDARD SERVICE HATCHES

LENGTH x WIDTH (opening in the ceiling)
400 x 400
600 x 600

SOLUTIONS OF PANEL EXTENSION AND PANEL CONNECTION TO WALL PLEASE SEE PAGE 28

THEORETICAL NEED OF SUSPENSION STRUCTURES

Product	Need of material
Carrier No. 43A	1.2 – 1.6 m/m ²
Carrier lock	1 pcs/carrier meter
L-list No. 50	0.8 – 1.4 m/m ²
Z-list No. 51C	0.8 – 1.4 m/m ²
U-insert list No. 53 C	0.8 – 1.4 m/m ²

WEIGHT OF PANELS KG / M²

	UPC-200
Material	0.7 Al
Weight	2.41

WEIGHT OF OTHER CEILING MATERIALS

Product	Weight of material
Mineral wool in plastic	0.52 kg/m ²
Carrier No. 43A	0.83 kg/m
Carrier lock	0.08 kg/pcs
L-list No. 50 or 83 (1.5 Al)	0.32 kg/m
L-list No. 50 or 83 (1.0 steel)	0.62 kg/m
Z-list No. 51C (1.0 Al)	0.16 kg/m
U-insert list No. 53C (0.7 Al)	0.12 kg/m

Latest information: www.lautex.com

All products are subject to modifications without prior notice