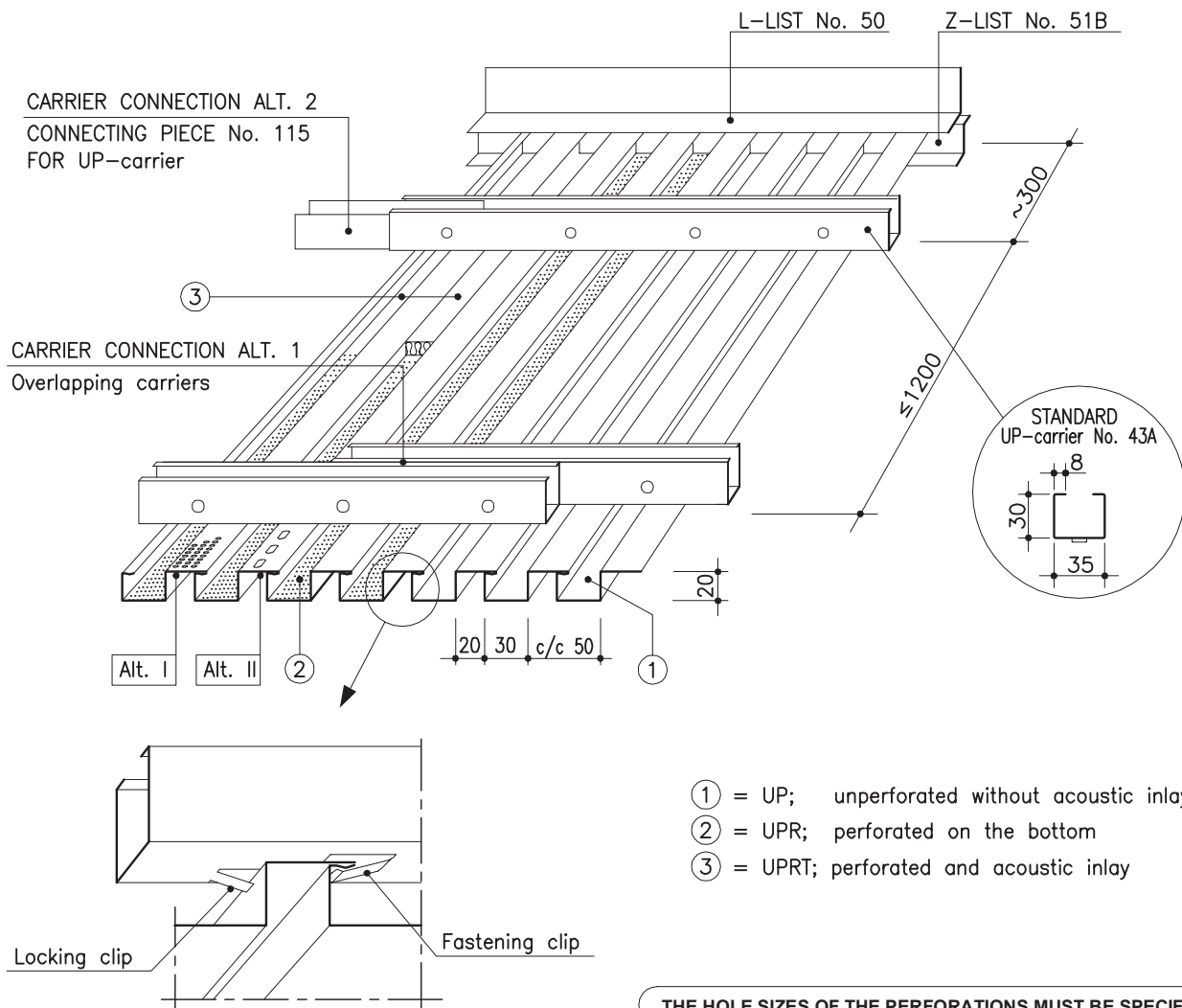


MARINE PANEL LAUTEX UP-50



THE HOLE SIZES OF THE PERFORATIONS MUST BE SPECIFIED

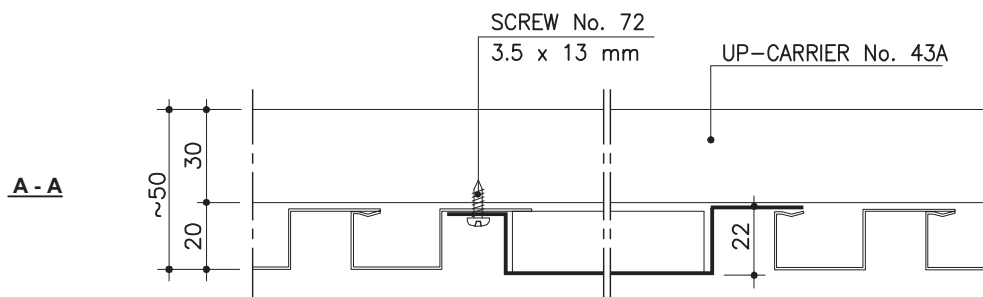
UP-50 PANELS / CLASSIFICATION "C"

Material	0.4 Al
Width	50 mm
Height	20 mm
Length	max 6500 mm
Perforation	Ø 1.1/21 % or 2.0/15 % mm, other alternatives see group 6 "Perforations"
Inlay	mineral wool in plastic or acoustic felt
Finish	stove enamelled (or anodized) according to any well-known colour chart
Ventilation	alt I Ø 3.5 mm, c/c 6.25 mm = 46 cm ² /m alt II Ø 5x7 mm, c/c 13 mm = 23 cm ² /m other alternatives see group 6 "Lautex-ventilation perforations"
Protective film	the surface is provided with a protective film if required
Service hatch	see overleaf
Loudspeaker panel	see overleaf
Downlight unit	see overleaf
Suspension	see "Suspension systems for panels" page 27
Connecting splice	No. 181J, see page 28
Edge lists	see group 6 "Lautex Lists" and page 28 "Lautex marine panels typical details"
Other solutions	please contact our technical information department

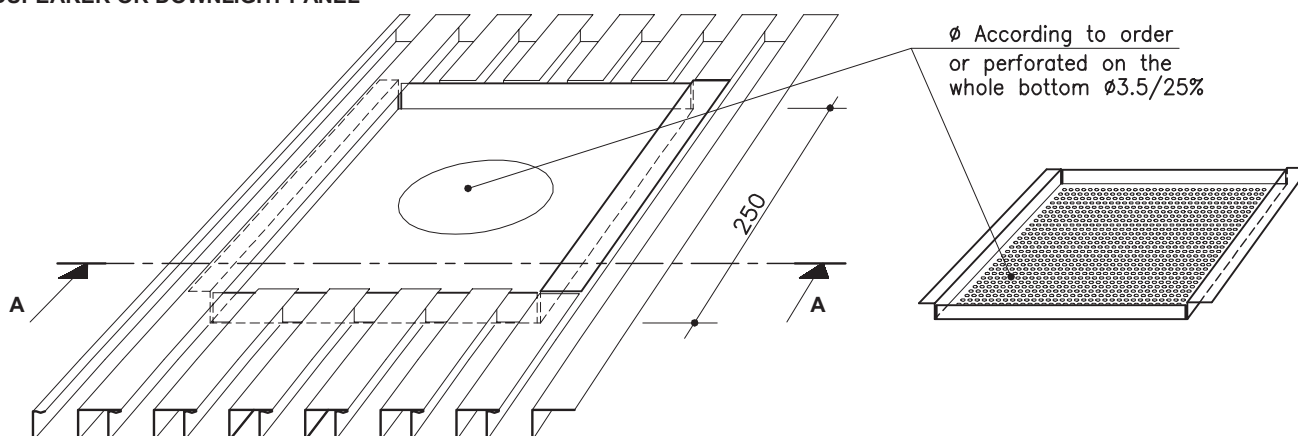
Latest information: www.lautex.com

All products are subject to modifications without prior notice

MARINE PANEL LAUTEX UP-50 INSTALLATION ACCESSORIES

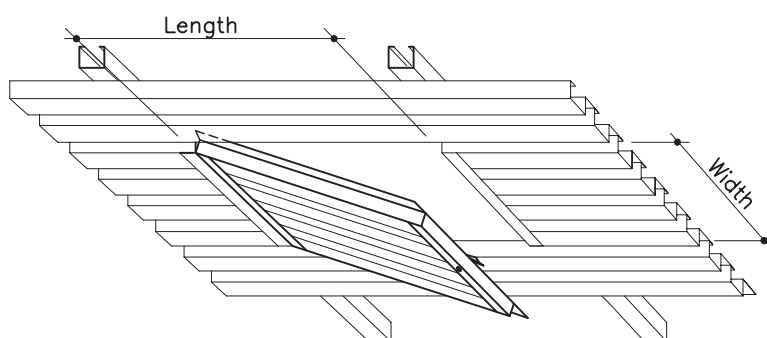


LOUDSPEAKER OR DOWNLIGHT PANEL



STANDARD SERVICE HATCHES

LENGTH x WIDTH (opening in the ceiling)
300 x 300
600 x 600



SOLUTIONS OF PANEL EXTENSION AND PANEL CONNECTION TO WALL PLEASE SEE PAGE 28

THEORETICAL NEED OF SUSPENSION STRUCTURES

Product	Need of material
Carrier No. 43A	1.2 – 1.6 m/m ²
Carrier lock	1 pcs/carrier meter
L-list No. 50	0.8 – 1.4 m/m ²
Z-list No. 51B	0.8 – 1.4 m/m ²

WEIGHT OF PANELS KG / M²

	UP-50	
Material	0.4 Al	0.5 Steel
Weight	2.20	8.00

WEIGHT OF OTHER CEILING MATERIALS

Product	Weight of material
Mineral wool in plastic	0.52 kg/m ²
Carrier No. 43A	0.83 kg/m
Carrier lock	0.08 kg/pcs
L-list No. 50 or 83 (1.5 Al)	0.32 kg/m
L-list No. 50 or 83 (1.0 steel)	0.62 kg/m
Z-list No. 51B (1.0 Al)	0.15 kg/m

Latest information: www.lautex.com

All products are subject to modifications without prior notice