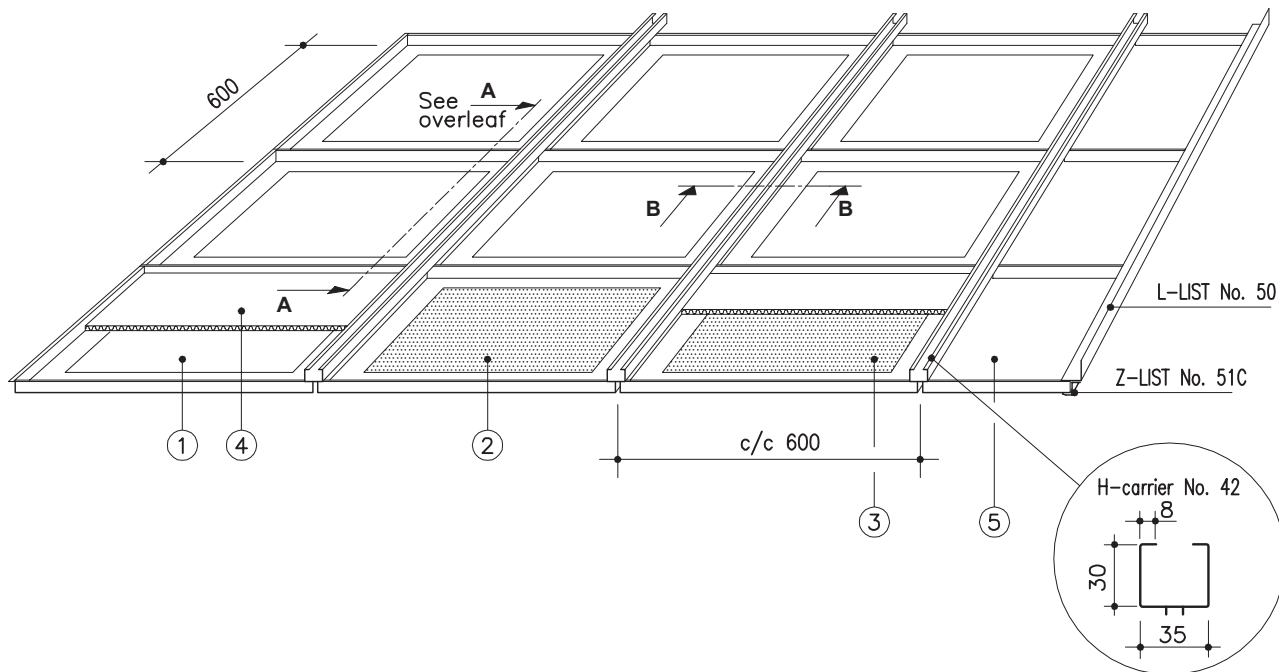
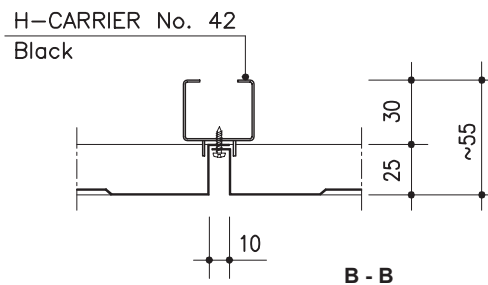


MARINE CASSETTE LAUTEX FL-600



- ① = FL-600; unperforated without acoustic inlay
- ② = FLR-600; perforated without acoustic inlay
- ③ = FLRT-600; perforated, with mineral wool in plastic
- ④ = FLT-600; unperforated, with mineral wool in plastic
- ⑤ = NL-600; fitting cassette NL-600 (0.7 Al)



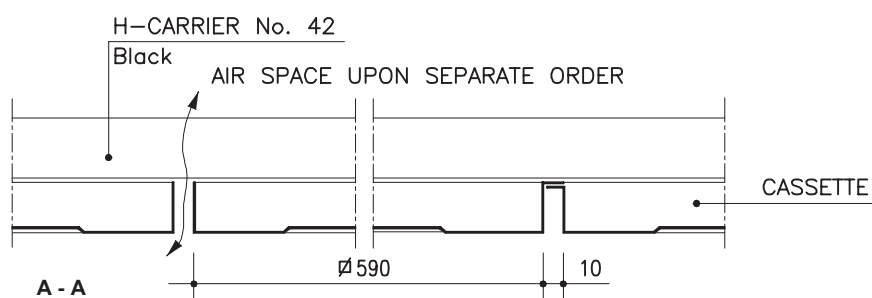
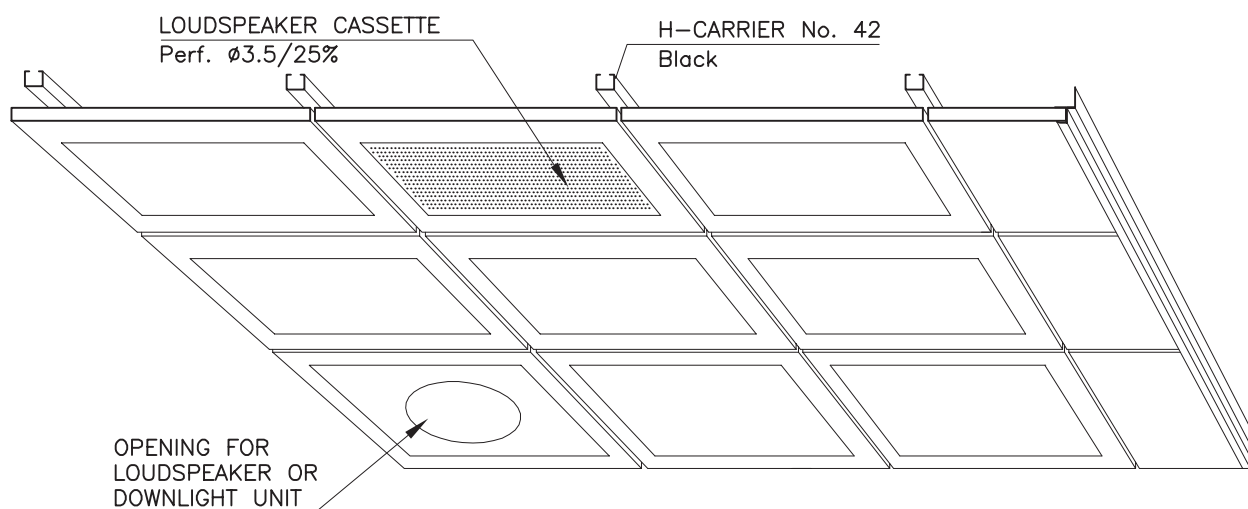
FL-600 CASSETTES / CLASSIFICATION "C"

Material	0.7 Al (0.5 Steel)
Module	600x600 mm
Height	25 mm
Perforation	Ø2.0/15% or Ø3.5/25% other alternatives see group 6 "perforations"
Inlay	mineral wool in plastic or acoustic felt
Finish	stove enamelled (or anodized aluminium) according to any well-known colour chart
Ventilation	installation also with air space 10mm
Protective film	the surface is provided with a protective film if required
Loudspeaker	perforated cassette with Ø3.5/25% area
Edge lists	See group 6 "Lautex lists" and page 21 "Lautex marine cassettes typical details"
Downlight unit	see overleaf
Suspensions	see page 17 "Suspensions for L-type cassettes"
Other special solutions	please contact our technical information department

Latest information: www.lautex.com

All products are subject to modifications without prior notice

MARINE CASSETTE LAUTEX FL-600 INSTALLATION ACCESSORIES



CASSETTE CONNECTION TO WALL PLEASE SEE PAGE 21

THEORETICAL NEED OF SUSPENSION STRUCTURES

Product	Need of material
Carrier No. 42	1.8 m/m ²
Carrier locks	4 pcs/m ²
L-list No. 50	0.8 – 1.4 m/m ²
Z-list No. 51C	0.8 – 1.4 m/m ²

WEIGHT OF CEILING

Cassette	FL-600
Material	0.7 Al
Weight	2.2 Kg/m ²

WEIGHT OF OTHER CEILING MATERIALS

Product	Weight of material
Carrier No. 42 (1.0 Steel)	0.83 kg/m
Carrier lock No. 64 or No. 65	80 g/pcs
L-list No. 50 or 83 (1.5 Al)	0.32 kg/m
L-list No. 50 or 83 (1.0 steel)	0.62 kg/m
Z-list No. 51C (1.0 Al)	0.15 kg/m
Mineral wool in plastic	0.52 kg/m ²

Latest information: www.lautex.com

All products are subject to modifications without prior notice