

LAUTEX PERFORATIONS

<p>No. 1</p>	<p>$\phi 3.5 / 12.4\%$</p>							
		<table border="1"> <thead> <tr> <th></th> <th>MAX. WIDTH</th> </tr> </thead> <tbody> <tr> <td>MATERIAL</td> <td>PERFORATION AREA / SHEET</td> </tr> <tr> <td>max. 0.9 Al max. 0.6 Steel</td> <td>685 / 710 mm</td> </tr> </tbody> </table>		MAX. WIDTH	MATERIAL	PERFORATION AREA / SHEET	max. 0.9 Al max. 0.6 Steel	685 / 710 mm
	MAX. WIDTH							
MATERIAL	PERFORATION AREA / SHEET							
max. 0.9 Al max. 0.6 Steel	685 / 710 mm							
<p>No. 2</p>	<p>$\phi 3.5 / 25\%$</p>							
		<table border="1"> <thead> <tr> <th></th> <th>MAX. WIDTH</th> </tr> </thead> <tbody> <tr> <td>MATERIAL</td> <td>PERFORATION AREA / SHEET</td> </tr> <tr> <td>max. 0.9 Al max. 0.6 Steel</td> <td>685 / 710 mm</td> </tr> </tbody> </table>		MAX. WIDTH	MATERIAL	PERFORATION AREA / SHEET	max. 0.9 Al max. 0.6 Steel	685 / 710 mm
	MAX. WIDTH							
MATERIAL	PERFORATION AREA / SHEET							
max. 0.9 Al max. 0.6 Steel	685 / 710 mm							
<p>No. 3</p>	<p>$\phi 3.5 / 6.2\%$</p>							
		<table border="1"> <thead> <tr> <th></th> <th>MAX. WIDTH</th> </tr> </thead> <tbody> <tr> <td>MATERIAL</td> <td>PERFORATION AREA / SHEET</td> </tr> <tr> <td>max. 0.9 Al max. 0.6 Steel</td> <td>678 / 710 mm</td> </tr> </tbody> </table>		MAX. WIDTH	MATERIAL	PERFORATION AREA / SHEET	max. 0.9 Al max. 0.6 Steel	678 / 710 mm
	MAX. WIDTH							
MATERIAL	PERFORATION AREA / SHEET							
max. 0.9 Al max. 0.6 Steel	678 / 710 mm							
<p>No. 4</p>	<p>$\phi 2.0 / 15\%$</p>							
		<table border="1"> <thead> <tr> <th></th> <th>MAX. WIDTH</th> </tr> </thead> <tbody> <tr> <td>MATERIAL</td> <td>PERFORATION AREA / SHEET</td> </tr> <tr> <td>max. 0.7 Al max. 0.5 Fe</td> <td>694 / 800 mm</td> </tr> </tbody> </table>		MAX. WIDTH	MATERIAL	PERFORATION AREA / SHEET	max. 0.7 Al max. 0.5 Fe	694 / 800 mm
	MAX. WIDTH							
MATERIAL	PERFORATION AREA / SHEET							
max. 0.7 Al max. 0.5 Fe	694 / 800 mm							
<p>No. 5</p>	<p>$\phi 1.1 / 21\%$</p>							
		<table border="1"> <thead> <tr> <th></th> <th>MAX. WIDTH</th> </tr> </thead> <tbody> <tr> <td>MATERIAL</td> <td>PERFORATION AREA / SHEET</td> </tr> <tr> <td>max. 0.6 Al</td> <td>136 / 250 mm</td> </tr> </tbody> </table>		MAX. WIDTH	MATERIAL	PERFORATION AREA / SHEET	max. 0.6 Al	136 / 250 mm
	MAX. WIDTH							
MATERIAL	PERFORATION AREA / SHEET							
max. 0.6 Al	136 / 250 mm							

FOR PERFORATION OF HIGH GLOSS ANODIZED PRODUCTS ALWAYS CONTACT OUR SALES DEPARTMENT

6.1 LTX-PERFORATIONS

No. 6

$\phi 3.5 / 25\%$
(ONLY FOR CASSETTES)

MATERIAL	MAX. WIDTH PERFORATION AREA / SHEET
max. 0.9 Al max. 0.6 Fe	634 / 790 mm

No. 7

$\phi 2.5 / 25\%$

MATERIAL	MAX. WIDTH PERFORATION AREA / SHEET
max. 0.7 Al max. 0.5 Fe	178 / 280 mm

No. 8

$\phi 1.1 / 21\%$

MATERIAL	MAX. WIDTH PERFORATION AREA / SHEET
max. 0.7 Al	677.6 / 790 mm

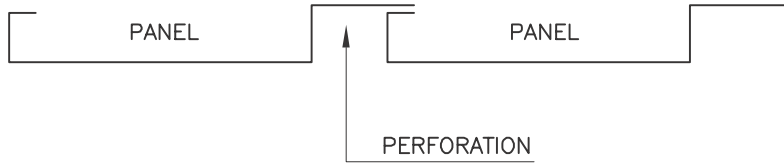
No. 9

$\phi 1.1 / 10.5\%$

MATERIAL	MAX. WIDTH PERFORATION AREA / SHEET
max. 0.7 Al	677.6 / 790 mm

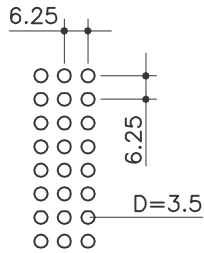
FOR PERFORATION OF HIGH GLOSS ANODIZED PRODUCTS ALWAYS CONTACT OUR SALES DEPARTMENT

6.1 LAUTEX-VENTILATION PERFORATIONS



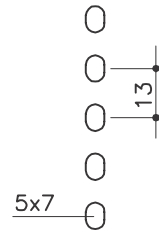
ALT. 1

OPEN AREA: 46 cm²/m



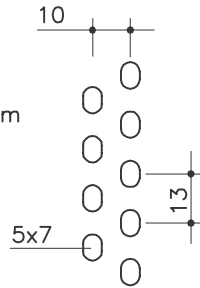
ALT. 2

OPEN AREA: 23 cm²/m



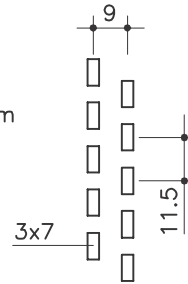
ALT. 3

OPEN AREA: 46 cm²/m



ALT. 4

OPEN AREA: 36.5 cm²/m



FOR PERFORATION OF HIGH GLOSS ANODIZED PRODUCTS ALWAYS CONTACT OUR SALES DEPARTMENT