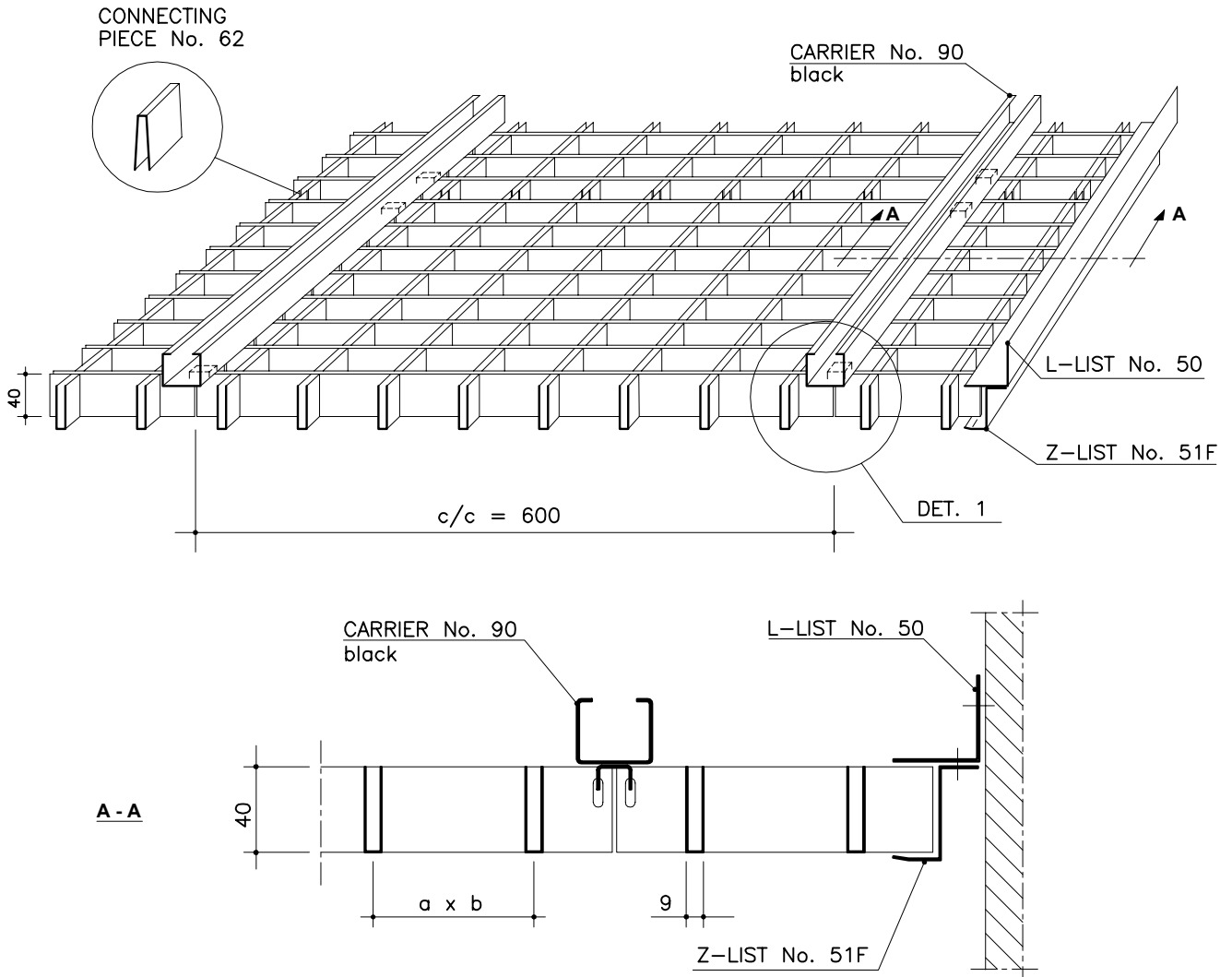


MARINE GRATING LAUTEX WJ



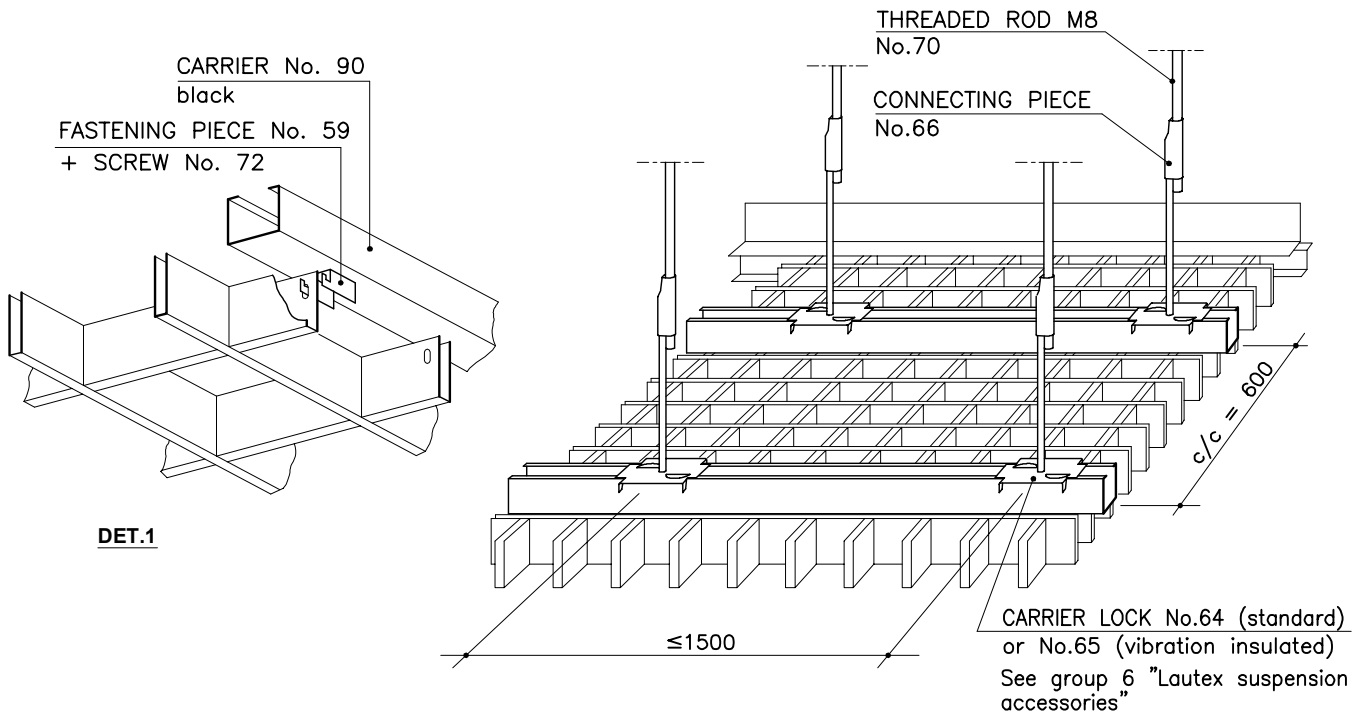
LAUTEX WJ-GRATINGS

Material	0.4 Al
Element size	600x600 or 600x1200
Height h mm	40
Cell size a x b	50, 75 or 100 mm
Special cell size a x b	50 – 200 mm, element size divided by cell size must go even
Finish	stove enamelled (or anodized) according to any well-known colour chart
Downlights	see overleaf
Suspension	see overleaf
Edge lists	see group 6 "Lautex lists"
Other special solutions	please contact our technical information department

Latest information: www.lautex.com

All products are subject to modifications without prior notice 2018

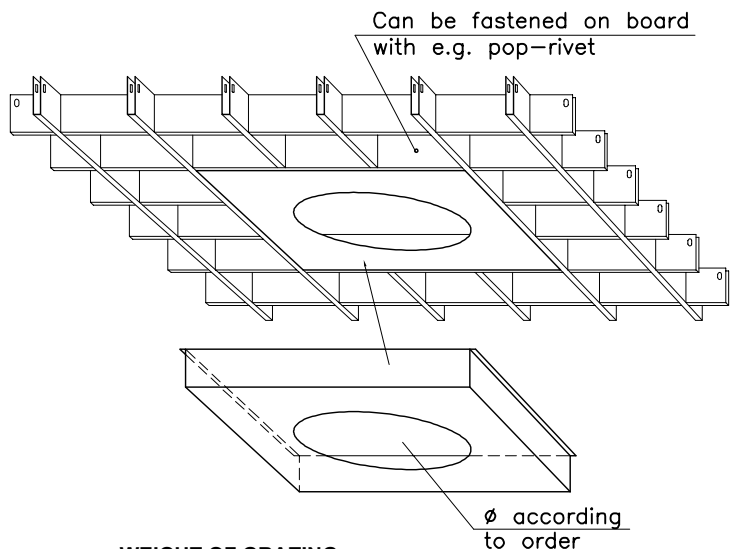
MARINE GRATING LAUTEX WJ INSTALLATION DETAILS AND ACCESSORIES



LOUDSPEAKER OR DOWNLIGHT UNIT

We produce the downlight units according to order. The size and construction of the downlight unit depends on the size of the luminaire, the cell size and grating type.

Finish: Stove enamelled (or anodized) in desired colour.



THEORETICAL NEED OF SUSPENSION STRUCTURES (Element size 600x600mm)

Product	Need of material
Carrier No. 90	1.6 m/m ²
Carrier locks	4 pcs/m ²
L-list No. 50	0.8 - 1.4 m/m ²
Z-list No. 51F	0.8 - 1.4 m/m ²
Fastening piece No. 59	2 pcs/element
Screw No. 72	2 pcs/element
Connecting piece No. 62	4 pcs/element

WEIGHT OF GRATING

WJ-600x600	50x50x40
Material	0.4 Al
Weight	3.35 kg/m ²

WEIGHT OF OTHER CEILING MATERIALS

Product	Weight of material
Carrier No.90 (1.0 steel)	0.83 kg/m
Carrier locks	80 g/pcs
L-list No.50 (1.5 Al)	0.32 kg/m
L-list No.50 (1.0 steel)	0.62 kg/m
Z-list No.51F (1.0 Al)	0.20 kg/m

Latest information: www.lautex.com

All products are subject to modifications without prior notice 2018