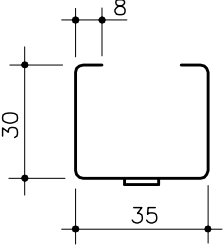
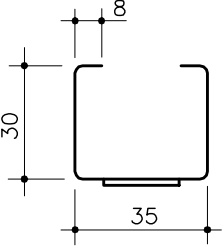
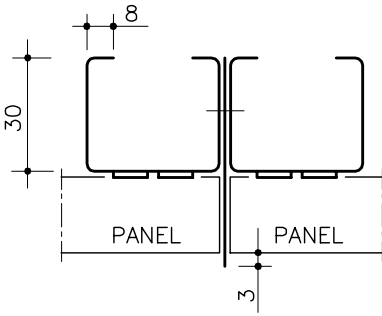
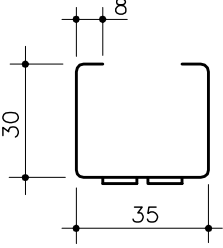
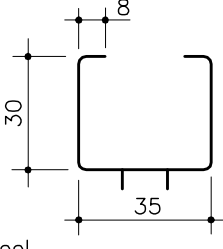
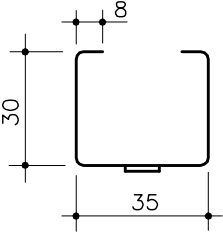
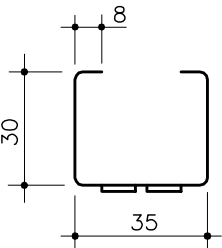


LAUTEX CARRIERS

Material: Steel, Length=3000

PAGE 1/4

| No. 39 PR-CARRIER 45° INSTALLATION | | | No. 43D UP-CARRIER FOR UP-300 AND 200/25 | | | No. 45 K-CARRIER INSTALLATION WITH AIR SPACE | | |
|--|--------------------------------|---|--|--------------------|---|--|---------------|-----|
| CARRIER No. | PROFILE'S WIDTH | c/c |  <p>1.0 steel 0.83 kg/m</p> | | | CARRIER No. | PANEL'S WIDTH | c/c |
| 39C | 50 | 60 | | | | 45A | 100 | 105 |
| 39D | 60 | 70 | | | | 45B | 100 | 110 |
| 39E | 70 | 80 | | | | 45C | 150 | 155 |
| 39F | 80 | 90 | | | | 45D | 150 | 160 |
| 39G | 90 | 100 | | | | 45E | 200 | 205 |
| 39H | 100 | 110 | | | | 45F | 200 | 210 |
| 39J | 135 | 145 | | | | 45G | 300 | 305 |
| 39K | 140 | 150 | | | | 45H | 300 | 310 |
| 39L | 180 | 190 | | | | 45X | X | X |
| 39M | 190 | 200 | | | |  <p>1.0 steel 0.83 kg/m</p> | | |
| 39N | 280 | 290 | | | | | | |
| 39P | 290 | 300 | | | | | | |
| 39X | ACCORDING TO ORDER BUT ≥ 50 mm | ACCORDING TO ORDER BUT MIN. AIR SPACE 10 mm | | | | No. 44 PR-CARRIER | | |
| | | | CARRIER No. | PROFILE'S WIDTH | c/c |  <p>1.0 steel 2.10 kg/m</p> | | |
| | | | 44A | 30 | 40 | | | |
| | | | 44B | 40 | 50 | | | |
| | | | 44C | 50 | 60 | | | |
| | | | 44D | 60 | 70 | | | |
| | | | 44E | 70 | 80 | | | |
| | | | 44F | 80 | 90 | | | |
| | | | 44G | 90 | 100 | | | |
| | | | 44H | 100 | 110 | | | |
| | | | 44J | 135 | 145 | | | |
| | | | 44K | 140 | 150 | | | |
| | | | 44L | 180 | 190 | | | |
| | | | 44M | 190 | 200 | | | |
| | | | 44N | 280 | 290 | | | |
| | | | 44P | 290 | 300 | | | |
| | | | 44X | ACCORDING TO ORDER | ACCORDING TO ORDER BUT MIN. AIR SPACE 10 mm | | | |
| | | |  <p>1.0 steel 0.83 kg/m</p> | | | | | |
| No. 42 H-CARRIER | | | | | | | | |
|  <p>1.0 steel 0.83 kg/m</p> | | | | | | | | |
| No. 43A UP-CARRIER | | | No. 46 K-SEAM CARRIER CAN BE USED FOR CARRIERS No. 45 AND 47 | | | | | |
|  <p>1.0 steel 0.83 kg/m</p> | | |  <p>1.0 steel 0.83 kg/m</p> | | | | | |

Latest information: www.lautex.com

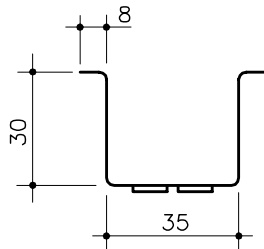
All products are subject to modifications without prior notice 2018

LAUTEX CARRIERS

Material: Steel, Length=3000

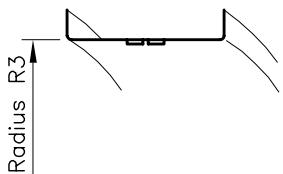
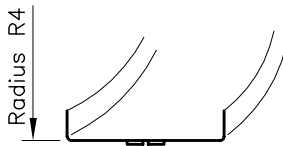
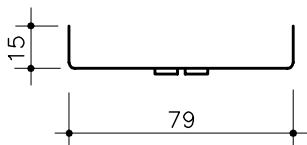
PAGE 2/4

No. 47B K-CARRIER
FLANGES OUTWARDS



1.0 steel
0.83 kg/m

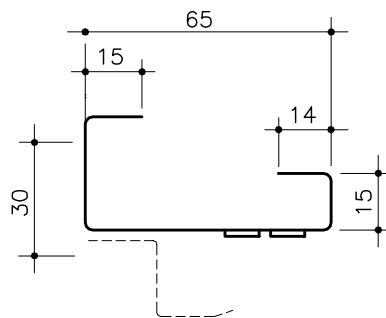
No. 47C BENT K-CARRIER



1.0 steel
0.83 kg/m

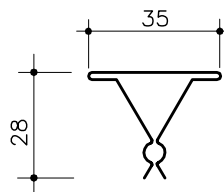
No. 49 K-WALL CARRIER
INSTALLATION WITH AIR SPACE

| CARRIER No. | PANEL'S WIDTH | c/c |
|-------------|---------------|-----|
| 49A | 100 | 105 |
| 49B | 100 | 110 |
| 49C | 150 | 155 |
| 49D | 150 | 160 |
| 49E | 200 | 205 |
| 49F | 200 | 210 |
| 49G | 300 | 305 |
| 49H | 300 | 310 |



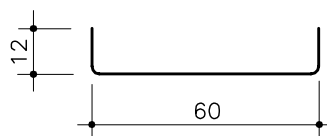
1.0 steel
1.04 kg/m

No. 54 SPRING-T-CARRIER



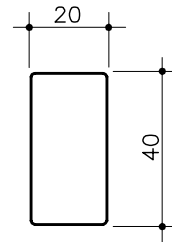
0.5 steel, L=4000
0.44 kg/m

No. 55 SUPPORT PROFILE



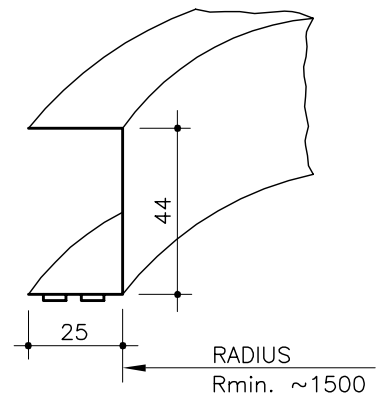
1.5 steel
0.96 kg/m

No. 56 SUPPORT TUBE



1.5 steel, L=6000, Painted
1.37 kg/m

No. 87 BENT K-CARRIER



THE WIDTH AND c/c OF THE PANEL CAN BE CHOSEN FREELY

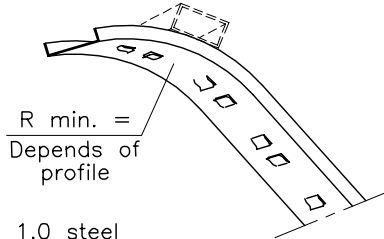
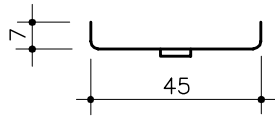
1.0 steel, L=3000
0.72 kg/m

LAUTEX CARRIERS

Carriers: Fe, L=3000

PAGE 3/4

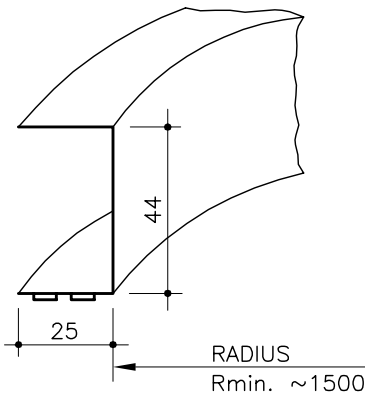
No. 88 BENT PR-CARRIER



1.0 steel
0.44 kg/m

| CARRIER No. | PROFILE'S WIDTH | c/c |
|-------------|--------------------|---|
| 88A | 30 | 40 |
| 88B | 40 | 50 |
| 88C | 50 | 60 |
| 88D | 60 | 70 |
| 88E | 70 | 80 |
| 88F | 80 | 90 |
| 88G | 90 | 100 |
| 88H | 100 | 110 |
| 88J | 135 | 145 |
| 88K | 140 | 150 |
| 88L | 180 | 190 |
| 88M | 190 | 200 |
| 88N | 280 | 290 |
| 88P | 290 | 300 |
| 88X | ACCORDING TO ORDER | ACCORDING TO ORDER BUT MIN. AIR SPACE 10 mm |

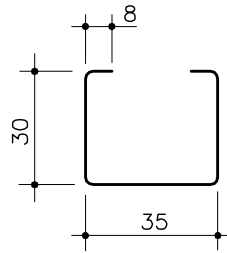
No. 89 BENT PR-CARRIER



THE WIDTH AND c/c OF THE PROFILE CAN BE CHOSEN FREELY

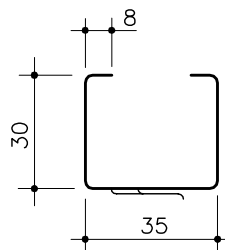
1.0 steel, L=3000
0.72 kg/m

No. 90 SUSPENSION CARRIER



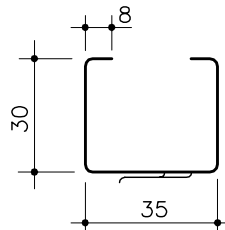
1.0 steel
0.83 kg/m

No. 91 UP-CARRIER 45° LEFT INSTALLATION



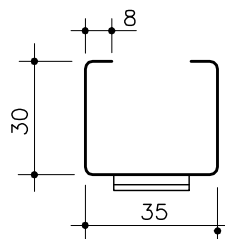
1.0 steel
0.83 kg/m

No. 92 UP-CARRIER 45° RIGHT INSTALLATION



1.0 steel
0.83 kg/m

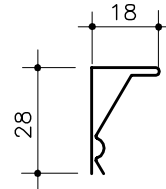
No. 94 NS-CARRIER FOR B0 AND C-CLASS CEILINGS



1.0 steel
0.83 kg/m

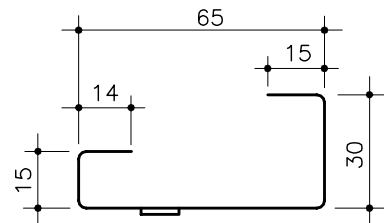
No. 95 HALF SPRING-T-CARRIER

FOR INSTALLATION OF NJ-CASSETTES WITH AIR SPACE



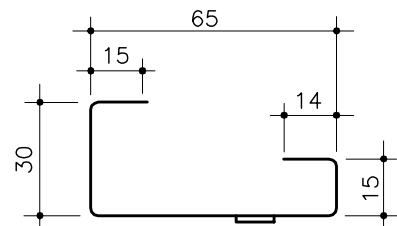
0.6 steel, Length=4000
0.32 kg/m

No. 96A UP-WALL CARRIER FOR RIGHT INSTALLATION



1.0 steel
1.04 kg/m

No. 96B UP-WALL CARRIER FOR LEFT INSTALLATION



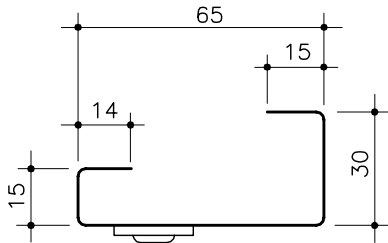
1.0 steel
1.04 kg/m

LAUTEX CARRIERS

Carriers: Fe, L=3000

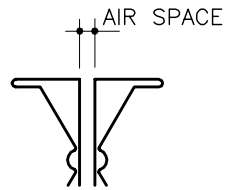
PAGE 4/4

No. 98 UP-WALL CARRIER FOR BOTH HAND INSTALLATION FOR B0/B15 CEILINGS



1.0 steel
1.04 kg/m

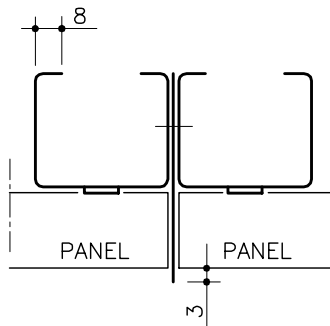
No. 105 PRE-ASSEMBLED HALF SPRING-T-CARRIERS



| CARRIER No. | AIR SPACE |
|-------------|-----------|
| 105A | 3 mm |
| 105B | 4 mm |
| 105C | 5 mm |
| 105D | 6 mm |
| 105E | 7 mm |
| 105F | 8 mm |
| 105H | 10 mm |
| 105M | 15 mm |
| 105R | 20 mm |

0.6 steel, Length=4000
2.76 kg/m

No. 100 UP-SEAM CARRIER
CAN BE USED FOR CARRIER No. 43



1.0 steel
2.10 kg/m

All products are subject to modifications without prior notice 2018